

021°45'

021°46'

021°47'

BRG are MAG  
DMN in M  
ELEV in FT

VAR 8.9° E 2020  
Annual Change +0.2°

RWY	BRG MAG	COORD	VASIS	
			PAPI	MEHT
16	154°	THR 63 03 43.42 N 021 45 16.16 E	3.0°	52
34	334°	THR 63 02 26.15 N 021 46 07.67 E	3.0°	50

RWY details, see EFVA AD 2.12  
APN and ACFT stands details, see page EFVA AD 2.15 - 5  
TWY details, see page EFVA AD 2.15 - 7

63° 04'

63° 04'

63° 03'

63° 03'

DEP POINT 16-N

RESA 240 x 120

21

GP/DME

PAPI

2500 x 48 ASPH

Surf 2x20 x 300

Cargo APN

Hangar

TWR

Terminal

ATC SER BDRY

ARP

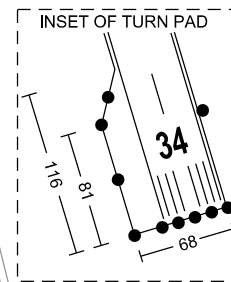
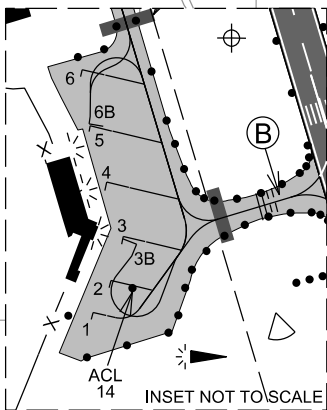
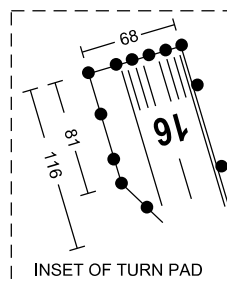
PAPI

ACL 14

VOR/DME

RESA 170 x 120

12

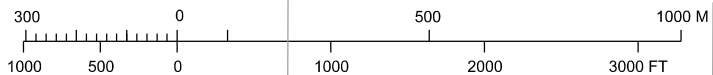


CHG: RVR system

TO VAASA

TO LAHIA

1 : 15 000



021°45'

021°46'

021°47'